



**ASSESSMENT REPORT**

**2021 PILOT**

**Cube Infrastructure Managers**

**Generated 2022-08-18**

## ABOUT THIS REPORT

The assessment report is designed to provide feedback to signatories and support ongoing learning and development. The high-level assessment methodology can be found [here](#) and question-level assessment criteria can be found after each indicator in the Investor Reporting Framework, [here](#). Note that the 2021 scoring methodology has changed to reflect the new Reporting Framework, and is incomparable with scores from previous PRI years.

Assessment Reports are confidential and only accessible to the reporting signatory on the Data Portal.

A dataset of medians based on all signatories' scores can be referenced [here](#).

## PUBLICATION GUIDELINES

In the 2021 Reporting Framework, the PRI introduced accountability measures around the accurate representation of PRI Assessment Reports externally. This came as a result of an increasing level of disclosure of PRI Assessment Results externally. Alongside the higher level of disclosure, came an increasing amount of misrepresentation. As such, the publication guidelines were developed to ensure consistent and accurate representation of PRI reporting outputs. The guidelines state that signatories should not:

- disclose select modules scores in isolation (e.g., disclosing higher-scoring modules without disclosing lower-scoring modules),
- disclose scores that from selected parts of modules only (e.g., disclosing above-average performance in parts of a module without disclosing the median score for the module), and
- present any scores/grades/classification generated internally or by a third party, for a module of the overall Assessment Report, as being from the PRI (e.g., recalculating, or recompiling PRI scores).

Publication of any part of an Assessment Report must be accompanied by access to both the signatory's full:

- Assessment Report
- Transparency Report

Assessment Reports are the intellectual property of PRI. Under no circumstances, can this report or any of its contents be sold to third parties. Consent from the reporting signatory must be provided when sharing with third parties.

## PRI DISCLAIMER


This document presents information reported directly by signatories in the 2021 reporting cycle. This information has not been audited by the PRI or any other party acting on its behalf. While this information is believed to be reliable, no representations or warranties are made as to the accuracy of the information presented. The PRI has taken reasonable action to ensure that data submitted by signatories in the reporting tool is reflected in their official PRI reports accurately. However, it is possible that small data inaccuracies and/or gaps remain, and the PRI shall not be responsible or liable for such inaccuracies and gaps.

# Table of Contents

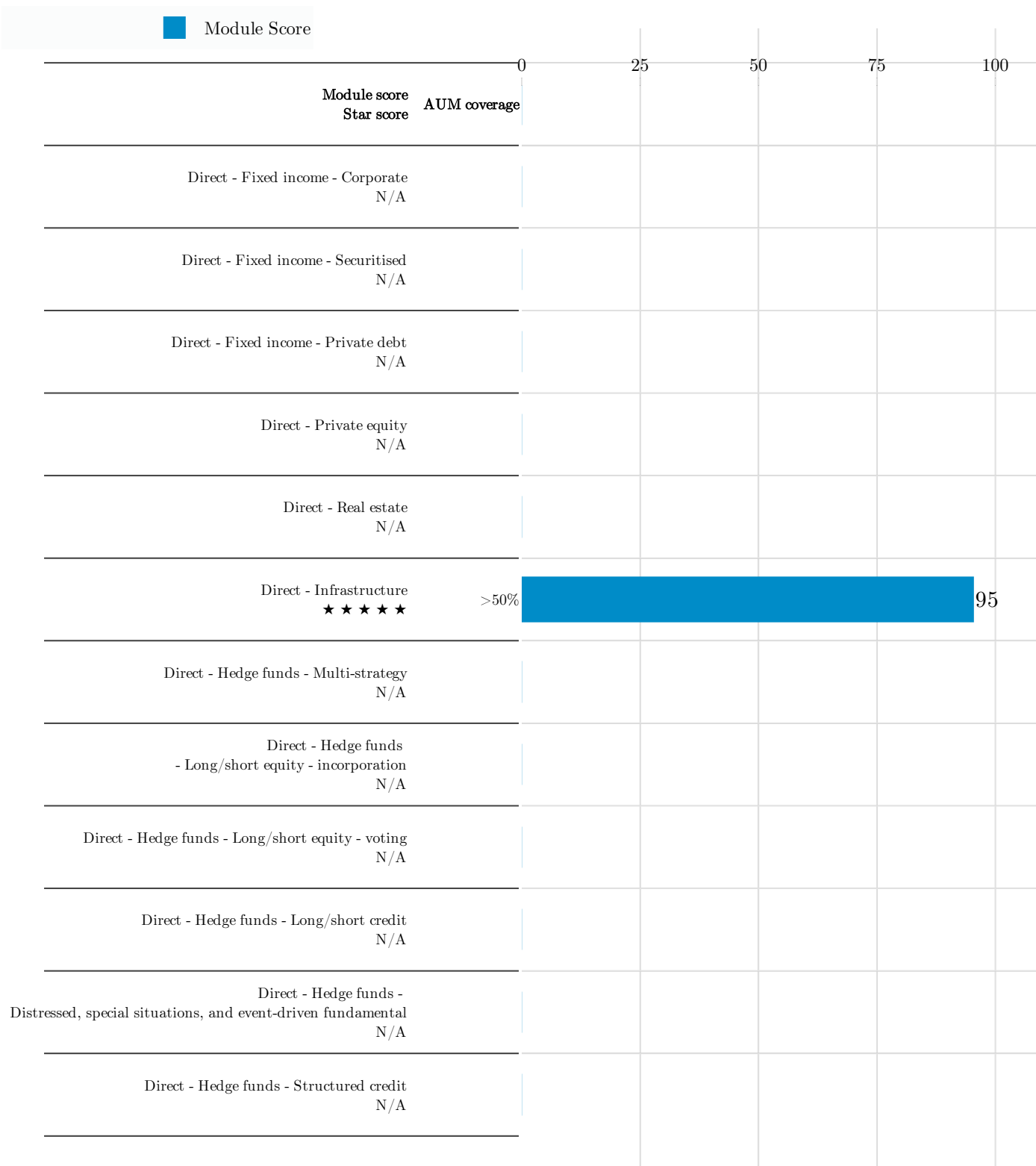
	Content	Page
	Summary Scorecard	4
	Indicator Level Scores For Direct - Infrastructure	7
	Indicator Level Scores For Investment & Stewardship Policy	8

# Summary Scorecard


■ Module Score



## Summary Scorecard (continued)



## Summary Scorecard (continued)

 Module Score

	0
Module score Star score	AUM coverage
Direct - Hedge funds - Global macro N/A	
Direct - Hedge funds - Commodity trading advisor N/A	
Direct - Hedge funds - Other N/A	
Indirect - Listed equity - Passive N/A	
Indirect - Listed equity - Active N/A	
Indirect - Fixed income - Passive N/A	
Indirect - Fixed income - Active N/A	
Indirect - Private equity N/A	
Indirect - Real estate N/A	
Indirect - Infrastructure N/A	
Indirect - Hedge funds N/A	

## Indicator Level Scores For Direct - Infrastructure

Section	Sub-section	Topic	Indicator	Your Score
Policy	Investment guidelines	Infrastructure specific elements of responsible investment policy	INF 1	200/200
Fundraising	Commitments to investors	Formal responsible investment commitments made	INF 2	150/150
Pre-investment phase	Materiality analysis	Level at which materiality is assessed	INF 3	200/200
Pre-investment phase	Materiality analysis	Tools used in materiality analysis	INF 3.1	96/150
Pre-investment phase	Due diligence	Effect of ESG on selection of infrastructure investments	INF 4	200/200
Pre-investment phase	Due diligence	Processes used to conduct ESG due diligence	INF 5	200/200
Post-investment phase	Monitoring	Tracking of core ESG KPIs	INF 9	100/100
Post-investment phase	Monitoring	Reasoning for ESG targets	INF 10	200/200
Post-investment phase	Monitoring	Processes that support investees in meeting ESG targets	INF 11	141/150
Post-investment phase	Monitoring	Management of post-investment ESG risks and opportunities	INF 12	200/200
Post-investment phase	Monitoring	Processes for ensuring asset-level ESG competence	INF 14	200/200
Post-investment phase	Exit	Responsible investment information shared with buyers at exit	INF 15	100/100
Reporting/Disclosure	ESG portfolio information	Methods for reporting core ESG metrics and targets	INF 16	96/150

## Indicator Level Scores For Investment & Stewardship Policy

Section	Sub-section	Topic	Indicator	Your Score
Responsible investment policy & governance	Responsible investment policy	Signatories responsible investment policy	ISP 1	200/200
Responsible investment policy & governance	Responsible investment policy	Signatories with elements of responsible investment policy	ISP 1.1	200/200
Responsible investment policy & governance	Responsible investment policy	Signatories with public responsible policy elements	ISP 2	200/200
Responsible investment policy & governance	Responsible investment policy	Coverage of responsible policy elements	ISP 3	200/200
Responsible investment policy & governance	Responsible investment policy	Contents of exclusion policy	ISP 4	100/100
Responsible investment policy & governance	Responsible investment policy	Coverage of asset specific guidelines on ESG incorporation	ISP 5	150/150
Responsible investment policy & governance	Governance	Roles with formal oversight and accountability for responsible investment	ISP 6	150/150
Responsible investment policy & governance	Governance	Roles with implementation responsibilities for responsible investment	ISP 7	100/100
Responsible investment policy & governance	People and capabilities	Staff objectives for responsible investment practices	ISP 8	150/150
Responsible investment policy & governance	People and capabilities	Bonuses for responsible investment practices	ISP 8.2	100/100
Responsible investment policy & governance	People and capabilities	Frequency at which staff training for responsible investment is reassessed	ISP 9	64/100
Responsible investment policy & governance	Strategic asset allocation	Signatories incorporating ESG factors in strategic asset allocation	ISP 10.1	150/150
Stewardship	Stewardship policy	Coverage of stewardship policy	ISP 11	200/200
Stewardship	Stewardship policy	Elements of stewardship policy	ISP 12	120/150
Stewardship	Stewardship policy implementation	Primary mechanism of stewardship policy	ISP 13	150/150
Stewardship	Stewardship objectives	Primary objective of stewardship policy	ISP 15	200/200
Stewardship	Stewardship prioritisation	Criteria for prioritising engagement targets	ISP 16	100/100
Stewardship	Engaging policymakers	Signatories who engage with public policy makers	ISP 23	200/200
Stewardship	Engaging policymakers	Methods used to engage with public policy makers	ISP 23.1	200/200



## Indicator Level Scores For Investment & Stewardship Policy (continued)

Section	Sub-section	Topic	Indicator	Your Score
Stewardship	Engaging policymakers	Signatories with governance processes to ensure alignment of political activity with stance on responsible investment	ISP 23.2	200/200
Stewardship	Engaging policymakers – Policies	Signatories with policies to ensure alignment of political activity with stance on responsible investment	ISP 24	200/200
Stewardship	Engaging policymakers – Policies	Public disclosure of political influence policies	ISP 24.1	150/150
Stewardship	Engaging policymakers – Transparency	Disclosure of political influence activities	ISP 25	200/200
Climate change	Public support	Signatories publicly supporting the Paris Agreement	ISP 26	150/150
Climate change	Public support	Signatories publicly supporting the TCFD	ISP 27	150/150
Climate change	Governance	Board oversight for climate-related risks and opportunities [TCFD Governance A]	ISP 28	200/200
Climate change	Governance	Management responsibility for climate-related risks and opportunities [TCFD Governance B]	ISP 29	200/200
Climate change	Strategy	Time horizon for climate risks and opportunities [TCFD Strategy A]	ISP 30.1	200/200
Climate change	Strategy	Climate risks and opportunities identified beyond investment horizon [TCFD Strategy A]	ISP 31	200/200
Climate change	Strategy: Scenario analysis	Use of climate scenario analysis	ISP 33	200/200
Sustainability outcomes	Set policies on sustainability outcomes	Location of policy on sustainability outcomes	ISP 40	200/200
Sustainability outcomes	Set policies on sustainability outcomes	Frameworks referred to in sustainability outcomes policies and processes	ISP 41	200/200
Sustainability outcomes	Identify sustainability outcomes	Tools and frameworks used to identify and map activities onto sustainability outcomes	ISP 44	200/200
Sustainability outcomes	Identify sustainability outcomes	Levels at which sustainability outcomes are identified and mapped	ISP 44.1	150/150
Sustainability outcomes	Identify sustainability outcomes	Processes for identifying most salient sustainability outcomes	ISP 45	200/200
Transparency & Confidence-Building Measures	Information disclosed – All assets	Information shared	ISP 49	150/150
Transparency & Confidence-Building Measures	Client reporting – All assets	ESG information included in regular client reporting	ISP 50	200/200
Transparency & Confidence-Building Measures	Frequency of client reporting – All assets	Frequency of client reporting of ESG information	ISP 51	100/100

## Indicator Level Scores For Investment & Stewardship Policy (continued)

Section	Sub-section	Topic	Indicator	Your Score
Transparency & Confidence-Building Measures	Confidence-building measures	Confidence building measures	ISP 52	64/200
Transparency & Confidence-Building Measures	Confidence-building measures	Internal review: coverage	ISP 58	100/100